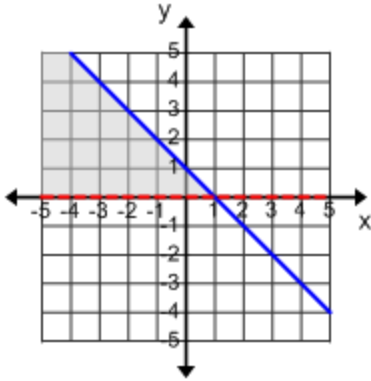
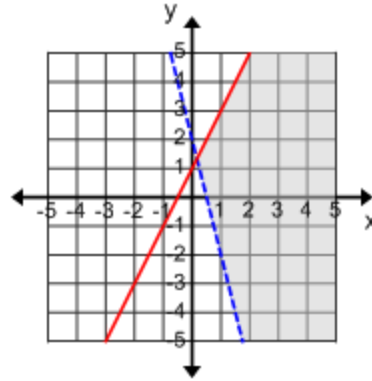


ANSWERS(id:linear_sys_ineq_graph_M.1)

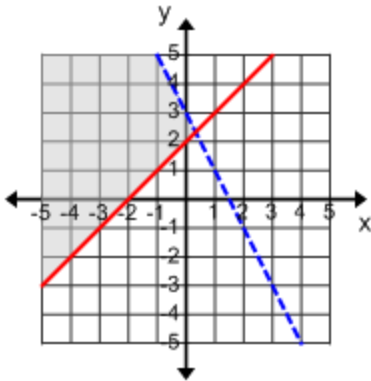
1) $y \leq 1 - x$, $y > 0$



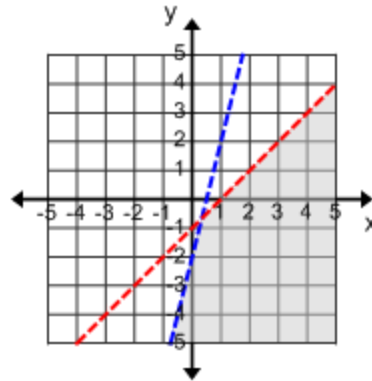
2) $y > 2 - 4x$, $y \leq 2x + 1$



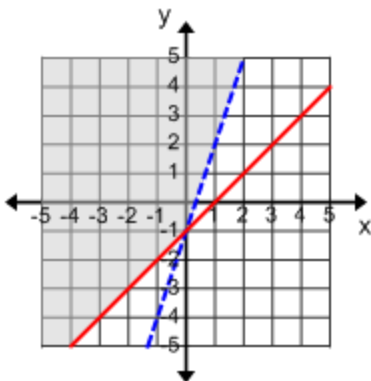
3) $y < 3 - 2x$, $y \geq x + 2$



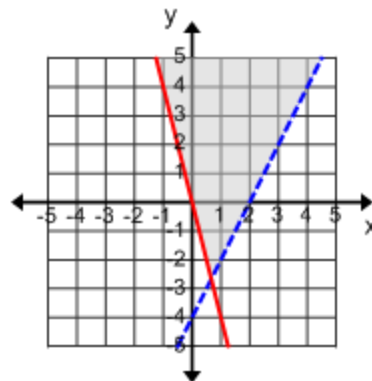
4) $y < 4x - 2$, $y < x - 1$



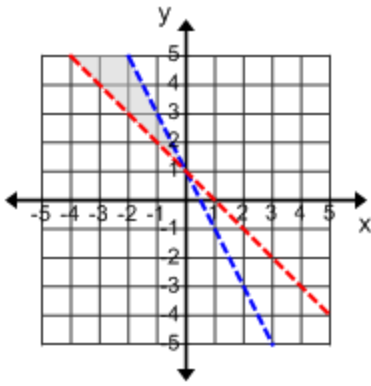
5) $y > 3x - 1$, $y \geq x - 1$



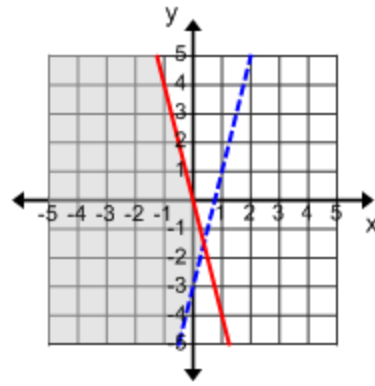
6) $y > 2x - 4$, $y \geq -4x$



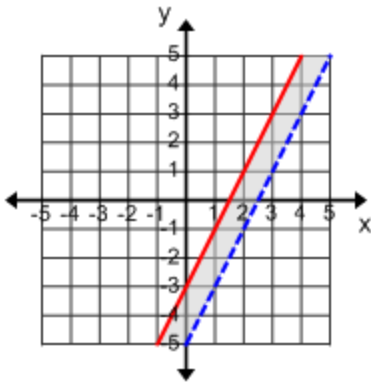
7) $y < 1 - 2x$, $y > -x + 1$



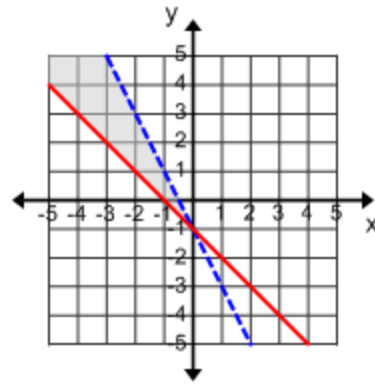
8) $y > 4x - 3$, $y \leq -4x$



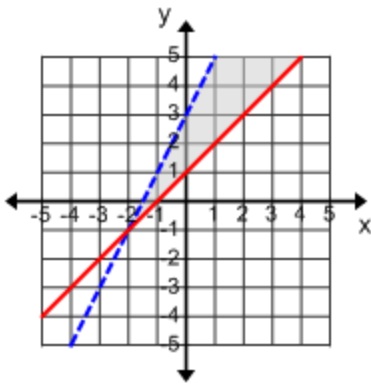
9) $y > 2x - 5$, $y \leq 2x - 3$



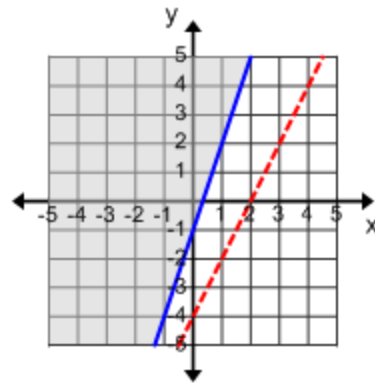
10) $y < -2x - 1$, $y \geq -x - 1$



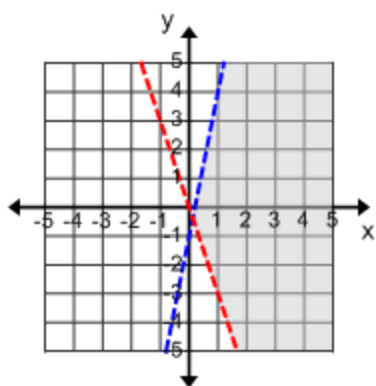
11) $y < 2x + 3$, $y \geq x + 1$



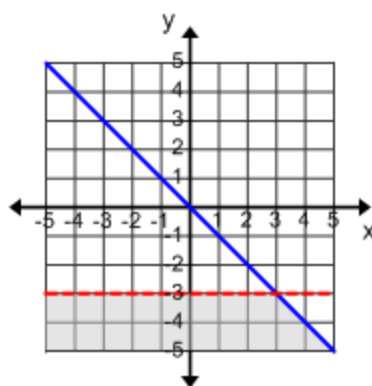
12) $y \geq 3x - 1$, $y > 2x - 4$



13) $y < 5x - 1$, $y > -3x$



14) $y \leq -x$, $y < -3$



15) $y \leq -4x$, $y \geq -2$

